



# WIFI Wireless Weather Station VIEW METEO



**Art.-No. 35.8000.01**  
The complete manual can be downloaded from [www.tfa-dostmann.de/service/downloads/anleitungen/](http://www.tfa-dostmann.de/service/downloads/anleitungen/).



**Bedienungsanleitung**  
Instruction manual  
Istruzioni per l'uso  
Instrucciones de uso  
Instrukcja obsługi

Mode d'emploi  
Gebruiksaanwijzing  
Bruksanvisning  
Návod k použití

Vielen Dank, dass Sie sich für dieses Gerät aus dem Hause TFA entschieden haben.

**Bevor Sie mit dem Gerät arbeiten: Lesen Sie sich bitte die Bedienungsanleitung genau durch.**  
Die Bedienungsanleitung liegt dem Gerät bei oder zum Download unter [www.tfa-dostmann.de/service/downloads/anleitungen](http://www.tfa-dostmann.de/service/downloads/anleitungen)

**Beachten Sie besonders die Sicherheitshinweise! Bewahren Sie die Bedienungsanleitung gut auf!**

Thank you for choosing this instrument from TFA.

**Before you use this product: Please make sure you read the instruction manual carefully.**  
The instruction manual is enclosed with the device or can be downloaded at [www.tfa-dostmann.de/en/service/downloads/instruction-manuals](http://www.tfa-dostmann.de/en/service/downloads/instruction-manuals)

**Please take particular note of the safety advice!**  
**Please keep this instruction manual safe for future reference.**

Nous vous remercions d'avoir choisi l'appareil de la société TFA.

**Avant d'utiliser votre appareil : Veuillez lire attentivement le mode d'emploi.**  
Le mode d'emploi est joint à l'appareil ou peut être téléchargé à l'adresse suivante [www.tfa-dostmann.de/en/service/downloads/instruction-manuals](http://www.tfa-dostmann.de/en/service/downloads/instruction-manuals)

**Suivez bien toutes les consignes de sécurité ! Conservez soigneusement le mode d'emploi !**

Vi ringraziamo per aver scelto l'apparecchio della TFA.

**Prima di utilizzare l'apparecchio: Leggete attentamente le istruzioni per l'uso.**  
Le istruzioni per l'uso sono allegate all'apparecchio o possono essere scaricate da [www.tfa-dostmann.de/en/service/downloads/instruction-manuals](http://www.tfa-dostmann.de/en/service/downloads/instruction-manuals)

**Prestate particolare attenzione alle misure di sicurezza!**  
**Conservate con cura le istruzioni per l'uso.**

Hartelijk dank dat u voor dit apparaat van de firma TFA hebt gekozen.

**Voordat u met het apparaat gaat werken: Leest u a.u.b. de gebruiksaanwijzing aandachtig door.**  
De gebruiksaanwijzing is bij het apparaat gevoegd of kan worden gedownload van [www.tfa-dostmann.de/en/service/downloads/instruction-manuals](http://www.tfa-dostmann.de/en/service/downloads/instruction-manuals)

**Volg in elk geval de veiligheidsinstructies op! De gebruiksaanwijzing goed bewaren a.u.b.!**

**Muchas gracias por haber adquirido este dispositivo de TFA.**

**Antes de utilizar el dispositivo: Lea detenidamente las instrucciones de uso.**  
Las instrucciones de uso se adjuntan al dispositivo o pueden descargarse de [www.tfa-dostmann.de/en/service/downloads/instruction-manuals](http://www.tfa-dostmann.de/en/service/downloads/instruction-manuals)

**Tenga en cuenta ante todo las advertencias de seguridad.**  
**Guarde las instrucciones de uso en un sitio seguro.**

Tack för att du väljer detta instrument från TFA.

**Innan du använder den här produkten: Var god se till att du läser igenom bruksanvisningen noggrant.**  
Bruksanvisningen följer med enheten eller kan laddas ner på [www.tfa-dostmann.de/en/service/downloads/instruction-manuals](http://www.tfa-dostmann.de/en/service/downloads/instruction-manuals)

**Vänligen ta särskild hänsyn till säkerhetsråden!**  
**Vänligen förvara denna instruktionsbok säkert för framtida referens!**

Děkujeme, že jste si vybrali výrobek značky TFA.

**Před použitím: Následující instrukce k použití čtěte velmi pozorně.**  
Návod k použití je přiložen u zařízení nebo je možné si ho stáhnout z [www.tfa-dostmann.de/en/service/downloads/instruction-manuals](http://www.tfa-dostmann.de/en/service/downloads/instruction-manuals)

**Dbejte zvýšené pozornosti bezpečnostním pokynům. Uchovejte si manuál pro případ budoucího použití.**

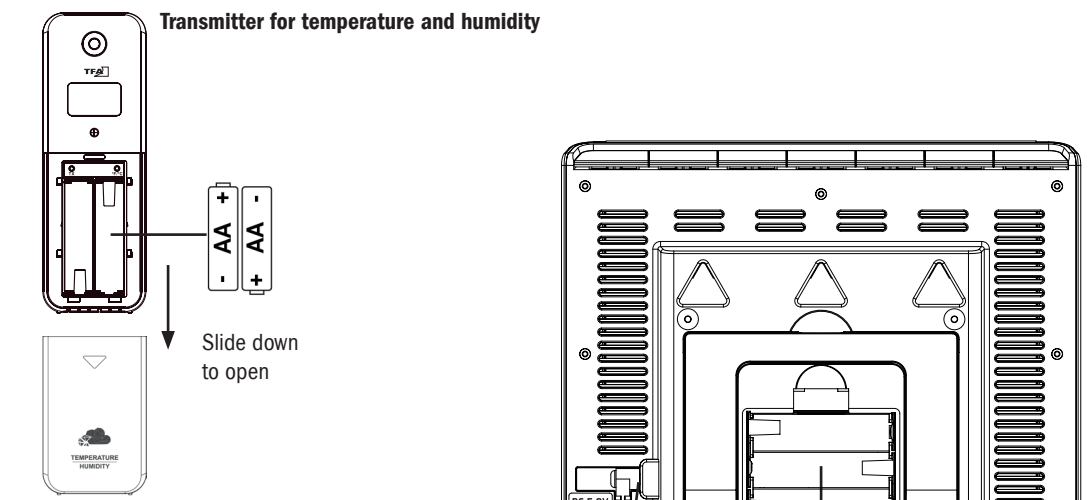
Dziękujemy, że zdecydowali się Państwo na to urządzenie firmy TFA.

**Zanim zaczniecie Państwo użytkować to urządzenie: prosimy zapoznać się dokładnie z instrukcją obsługi.**  
Instrukcja obsługi jest załączona do urządzenia lub może zostać pobrana ze strony: [www.tfa-dostmann.de/en/service/downloads/instruction-manuals](http://www.tfa-dostmann.de/en/service/downloads/instruction-manuals)

**Przestrzegajcie szczególnie zasad bezpieczeństwa !**  
**Zachowujcie instrukcję obsługi w dobrym stanie!**

**Step 1 | Power up the transmitter and the weather station**

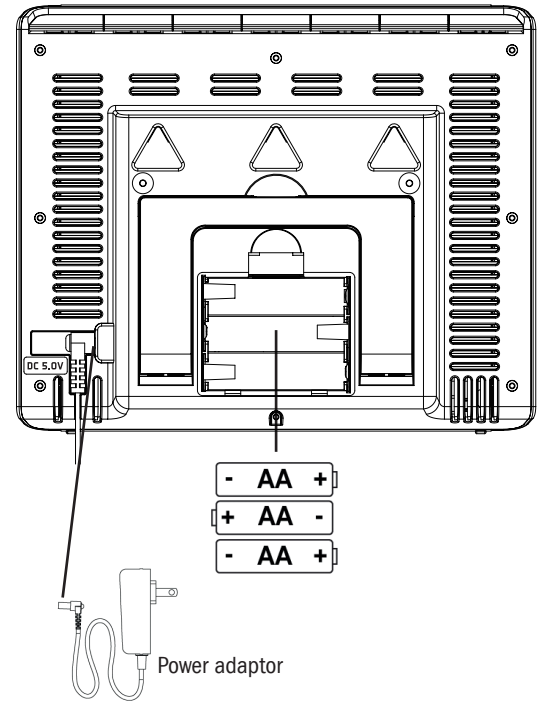
**Power up the transmitter**  
First insert the batteries into the thermo-hygro transmitter as described.



**Base station**

- Connect the attached power adapter to the base station.
- Remove the battery cover and insert the batteries into the base station as described.

**Important!** It may take up to 10 minutes before measured values from the stations appear on the display.



**Step 2 | Connect the station to the Internet and the TFA VIEW App (optional)**

**Download**  
Download the free TFA VIEW App from the "Apple App Store" or "Google Play Store".



**Launch software**  
Open the TFA VIEW App and follow the on-screen instructions.

**Get your base station ready**  
Ensure your station's Wi-Fi symbol is flashing. If it is not, press and hold the + and - button at the same time until the symbol begins flashing. Your station is now ready to connect to the internet and the TFA VIEW App.

**Having trouble connecting to the Wi-Fi?**  
First make sure that your mobile device on which you have installed the VIEW App is connected to the 2.4 GHz network of your Wi-Fi router and that you have entered the correct password for your Wi-Fi.

For details on how to connect to your router's 2.4 GHz network, refer to your router documentation.

For more troubleshooting tips and support visit: [www.tfa-dostmann.de/en/service/frequently-asked-questions/](http://www.tfa-dostmann.de/en/service/frequently-asked-questions/)

**Legal information:**  
Google Play and the Google Play logo are trademarks of Google LLC. App Store and the Apple logo are trademarks of Apple Inc.

**Overview of the functions of your VIEW weather station with and without Internet connection**

| Function  | Standalone | Connected |
|---|------------|-----------|
| Indoor and outdoor temperature                                | ✓          | ✓         |
| Indoor and outdoor humidity                                   | ✓          | ✓         |
| 12 - hour forecast (based on changes in atmospheric pressure) | ✓          |           |
| 12 - hour forecast (forecast values from weather service)     |            | ✓         |
| Automatic time and calendar setting via Internet              |            | ✓         |
| Forecast of the highest and lowest temperatures               |            | ✓         |
| Propability of precipitation in %                             |            | ✓         |
| Retrieval of measured values via TFA VIEW app                 |            | ✓         |
| Additional weather information and personalized messages      |            | ✓         |
| Possibility to retrieve further sensors via the VIEW app      |            | ✓         |
| Max-min function on the station                               | ✓          | ✓         |
| Indication of heat index                                      | ✓          | ✓         |
| Indication of dew point                                       | ✓          | ✓         |
| Alarm settings for temperature and humidity on the station    | ✓          | ✓         |
| Alarm settings in the TFA VIEW app                            |            | ✓         |

**Step 3 | Mounting the transmitter outdoors**

**Transmitter for temperature and humidity**  
The transmitter is used to monitor temperature and humidity. When placed outdoors, choose a shady and dry place for the transmitter. Direct sunlight may trigger incorrect measurement and continuous humidity damages the electronic components needlessly.

## Add additional transmitters to the VIEW app

If you have connected your station to the Internet and the TFA VIEW app, you can add further transmitters via your mobile device.

For a complete list of all compatible transmitters, please visit [www.tfa-dostmann.de/view/](http://www.tfa-dostmann.de/view/).

### Add additional transmitters to the TFA VIEW App:

1. Insert the batteries in the transmitter you wish to add to the TFA VIEW app.
2. To add more transmitters to the TFA VIEW App, go to the App menu in the section **Add / Change** then tap on **Device** and then tap on **Add Device**. Finally, please scan the code of the new transmitter or device.  
Alternatively, you can also enter the device's code.
3. Within 10 minutes the app should show the measured values of the added transmitter.

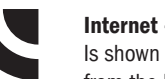


## Important display symbols




### Wi-Fi symbol

Flashes when the base station is ready to connect to the Wi-Fi, the Internet and the app, and is static when the station is connected.



### Internet - symbol

Is shown in certain areas of the display and indicates when measured or predicted values are received from the Internet.



### Batterie - symbol

Is displayed individually for the base station and the connected transmitter and indicates when the batteries in the transmitter or base station need to be changed.



### Transmitter symbol

Tells you the reception strength of the connection between the transmitter and the base station. The symbol flashes when the base station is in transmitter search mode.

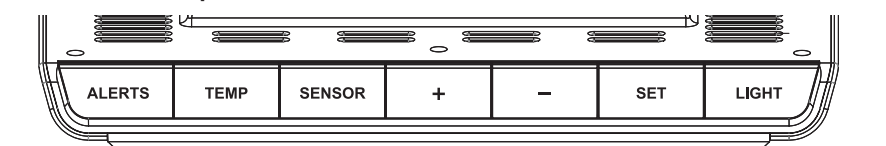
## Forecast values

If the base station is connected to the app and the Internet, the TFA View weather station offers you additional weather forecast values free of charge and without additional subscription. This function includes the following forecast values that can be shown on the display:

- Daily weather forecast
- Daily highest and lowest values
- Rainfall probability

## Buttons and their functions

### Buttons on the top ▼



|                |  |
|----------------|--|
| <b>ALERTS</b>  | Press and hold to enter the alarm setting mode.  |
| <b>TEMP</b>    | Press to recall memory values (max/min values, heat index, dew point).   |
| <b>SENSOR</b>  | Press to recall the transmitter ID. Then press and hold the + button to start the search function for this transmitter. Then press and hold the - button to delete the transmitter from the station. |
| <b>+ or -</b>  | Use the + or - button to adjust the values.  |
| <b>+ and -</b> | Press and hold the + and - buttons together to look for the Wi-Fi signal.  |
| <b>SET</b>     | Press and hold the button to enter the setting mode. Press the button briefly to display the Wi-Fi status.   |
| <b>LIGHT</b>   | Press the button to adjust the brightness of the display. Press and hold the button to adjust the auto dimming mode.   |

## Service & Support

If you unexpectedly have problems with your station or the TFA VIEW App or if you would like to find out more about TFA Dostmann products, you will find all information and help directly on the following Internet pages:

**TFA Dostmann customer service**  
[www.tfa-dostmann.de/en/service/](http://www.tfa-dostmann.de/en/service/)

**Information about TFA Dostmann and other products**  
[www.tfa-dostmann.de/en/](http://www.tfa-dostmann.de/en/)

## Specifications

### Base station

Measuring range - temperature: 0°C ... +50°C (+32°F ... +122°F)  
Measuring range - humidity: 10% ... 99% RH  
Precision: Temperature (± 1°), humidity (± 5%)  
Power supply: Power adapter (included), batteries (3x 1.5V AA, not included)  
Input power adapter: 100-240 V~, 50/60 Hz, 0.3A Max  
Output power adapter: 5 V~, 0.6A, 3.0W  
Average active efficiency: ≥69,64%  
No-load power consumption: ≤ 0.1 W  
Transmission frequency: 868 MHz  
Maximum radio-frequency power: < 25mW  
Transmission range : 100m (open field)

### Wi-Fi requirements

Wi-Fi transmission frequency : 2.4 GHz (802.11 b/g/n)  
Network name / network password: Must not exceed 45 characters  
Network speed: Minimum 1 Mbit/s

**Important! If you have a multi-band router (e.g. 2.4 & 5 GHz), make sure your mobile device is connected to the 2.4 GHz network if you want to connect base station and app.**

### Requirements for your mobile device (smartphone or tablet)

Apple devices require at least iOS 9 or higher and Internet access via Wi-Fi or mobile data.  
Android devices require at least OS 5.0 or higher and Internet access via Wi-Fi or mobile data.

### Transmitter for temperature and humidity

Measuring range - temperature: -40°C ... +60°C (-40°F ... +140°F)  
Measuring range - humidity: 10% ... 99% rH  
Power supply: 2 x 1,5V AA (not included). Use alkaline batteries only.  
Battery life: Approx. 2 years (with Alkaline batteries)

## Important notes

### Delivery contents

Base station, power adapter for base station, thermo-hygro transmitter, instruction manual

### Before you use this product

Please make sure you read the quick setup guide carefully. Following and respecting the instructions in your manual will prevent damage to your instrument and loss of your statutory rights arising from defects due to incorrect use. We shall not be liable for any damage occurring as a result of non-following of these instructions. Likewise, we take no responsibility for any incorrect readings or for any consequences resulting from them.  
Please pay particular attention to the safety notices! Please keep this instruction manual safe for future reference.

### For your safety

This product should only be used as described within these instructions. Unauthorized repairs, alterations or changes to the products are prohibited.



### Caution! Risk of electrocution!

- Plug the base station only into a mains socket installed within your country's electrical safety regulations and with a correct mains voltage (see nameplate).
- The mains socket must be located near the equipment and it must be easily accessible.
- Unplug the device immediately if any fault occurs.
- The base station and the power adapter must not come into contact with water or moisture. Only suitable for indoor use.
- Do not use the device if the housing or the power adapter are damaged.
- Operate the device out of reach of persons (including children) who cannot fully appreciate the potential risks of handling electrical equipment.
- Only use the supplied power adapter.
- Route the mains cable so it does not come into contact with sharp-edged or hot objects.

### ! Important information on product safety!

- Do not expose the devices to extreme temperatures, vibrations or shocks. Protect from moisture!
- The outdoor transmitter is splashproof, but not watertight. When placed outdoors, choose a dry place for the transmitter.
- Clean the devices with a soft damp cloth. Do not use solvents or scouring agents.
- Remove the batteries from all devices if you do not use the products for a long period of time.
- Store the devices in a dry place.

## Important notes



### Caution! Risk of injury:

- Keep these devices and the batteries out of reach of children.
- Batteries contain harmful acids and may be hazardous if swallowed. If a battery is swallowed, this can lead to serious internal burns and death within two hours. If you suspect a battery could have been swallowed or otherwise caught in the body, seek medical help immediately.
- Batteries must not be thrown into a fire, short-circuited, taken apart or recharged. Risk of explosion!
- Low batteries should be changed as soon as possible to prevent damage caused by leaking. Never use a combination of old and new batteries together, nor batteries of different types.
- Remove the batteries if the device will not be used for an extended period of time.
- Wear chemical-resistant protective gloves and safety glasses when handling leaking batteries.

### Disposal

This product has been manufactured using high-grade materials and components which can be recycled and reused.



Never dispose of empty batteries and rechargeable batteries with ordinary household waste. As a consumer, you are required by law to take them to your retail store or to an appropriate collection site depending on national or local regulations in order to protect the environment. The symbols for the contained heavy metals are:  
Cd = cadmium, Hg = mercury, Pb = lead



This product is labelled in accordance with the EU Waste Electrical and Electronic Equipment Directive (WEEE). Please do not dispose of this product in ordinary household waste. As a consumer, you are required to take end-of-life devices to a designated collection point for the disposal of electrical and electronic equipment, in order to ensure environmentally-compatible disposal.

Hereby, TFA Dostmann declares that the radio equipment type 35.8000.01 is in compliance with Directive 2014/53/EU. The full text of the EU declaration of conformity is available at the following internet address: [www.tfa-dostmann.de/service/downloads/ce](http://www.tfa-dostmann.de/service/downloads/ce)

TFA Dostmann GmbH & Co.KG, Zum Ottersberg 12, 97877 Wertheim, Germany  
Commercial registration number: Reg. Gericht Mannheim HRA 570186

No part of this manual may be reproduced without written consent of TFA Dostmann. The technical data are correct at the time of going to print and may change without prior notice.

For more information and a detailed description, go to [www.tfa-dostmann.de/view/](http://www.tfa-dostmann.de/view/).

12/2020

