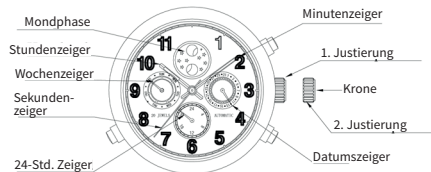
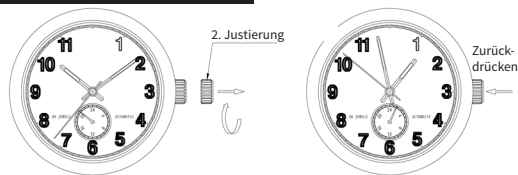


Anleitung für die Modelle 345207 + 345208



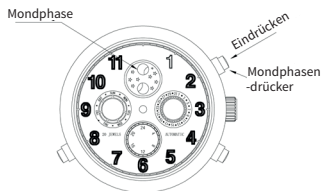
Einstellen der Zeit: Vorwärts drehen



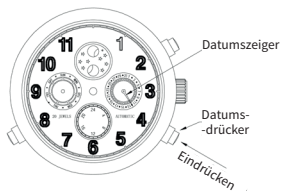
- ① Die Krone in Position 1 bringen: Drehen um Werk aufzuziehen
- ② Die Krone in Position 2 bringen: Zeiteinstellung
Vorwärts drehen: Uhrzeiger und 24-Std.-Zeiger drehen sich parallel

Beachten Sie: Keine Einstellungen in der Zeit von 21-3 Uhr vornehmen!

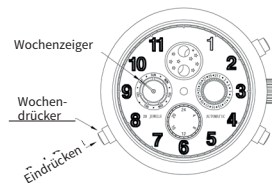
Einstellen des Monats:



Einstellen des Datums:



Einstellen der Woche:



Selva

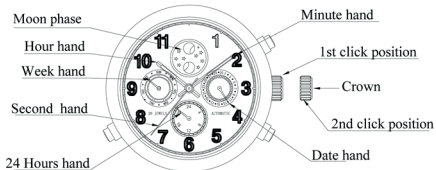
Exklusiv Edition

Selva Technik Deutschland
Christian-Messner-Straße 29
78647 Trossingen
service@selva.de
Support: 07425 930300

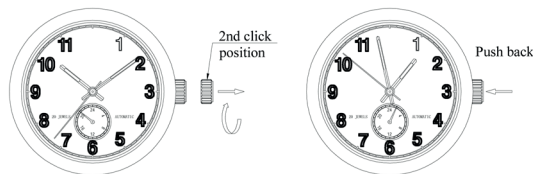
Selva Technik Suisse
Postfach/Case Postale 333
1723 Marly 1 / Schweiz
service@selva.de
Support: 026-439 92 40

Selva Technik Austria
Hiefbauerstrasse 3
8790 Eisenerz / Österreich
service@selvatime.at
Support: 03848 / 2213

Specification 345207 + 345208



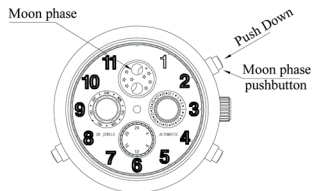
Adjust the time: Turn forwards



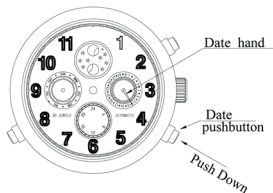
- ① The crown to position 1 : wind to get power
 - ② The crown to position 2: time setting
- Turn forwards: hands of centre time and 24 Hours time move together changed

Notice: Don't adjust Date/Month/week from 21:00 to 03:00

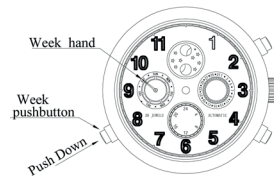
Adjust the Month



Adjust the Date



Adjust the week



Selva
Exklusiv Edition

Selva Technik Deutschland
Christian-Messner-Straße 29
78647 Trossingen
service@selva.de
Support: 07425 930300

Selva Technik Suisse
Postfach/Case Postale 333
1723 Marly 1 / Schweiz
service@selva.de
Support: 026-439 92 40

Selva Technik Austria
Hieflauerstrasse 3
8790 Eisenerz / Österreich
service@selvatime.at
Support: 03848 / 2213